



Clackamas County Child Care For All



CC4A Presentation

to: Gladstone City Council, August 23



This impacts ALL of us – women are important and bear the brunt of the impacts.

- Burnout & mental health
- Standing at the intersections of challenge and opportunity
- Childcare and Early Learning and Education NOW – determines our collective future



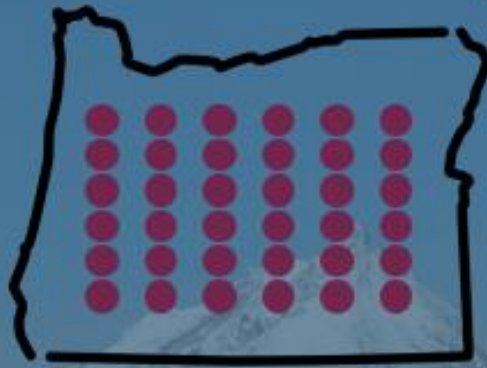
As of early 2020*, there is inadequate regulated child care supply across Oregon - especially for infants & toddlers

Public funding plays a major role in creating Oregon's child care supply - especially for preschoolers

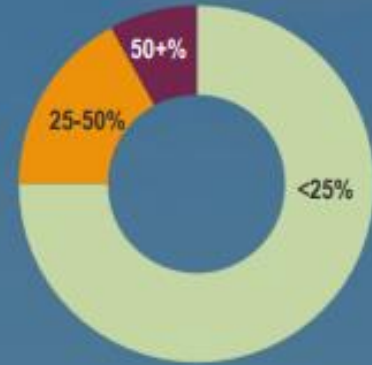


There are 7 infants & toddlers for a single child care slot in Oregon

A child care desert is a community with 3 or more children for a single child care slot.



All 36 Oregon counties are child care deserts for infants & toddlers



3/4 of Oregon counties have fewer than 25% publicly funded regulated infant/toddler slots

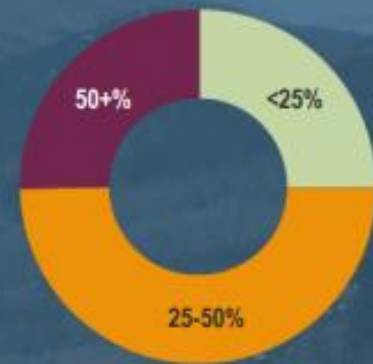


There are 3 preschool age children for a single child care slot in Oregon



All but 11 Oregon counties are child care deserts for preschoolers

Without publicly funded slots, 8 additional counties would be child care deserts.



Only 1/4 of Oregon counties have fewer than 25% publicly funded regulated preschool slots

Pre-pandemic & Current Early Learning Profile, Clackamas

End of 2020

- Children under the age 13: 61,346
- Family childcare slots: 1,849
- Center childcare slots: 8,029
- **16% of children have access to viable childcare**
- 57% of a minimum wage workers annual earnings would be needed to pay the price of childcare for a toddler

Currently

- Updated Census not available
- Family childcare slots: 1,574*
- Center childcare slots: 7,089*
- Lost childcare slots since 2020: 1,215
- Percent of childcare lost since 2020: 10.2%

Something we can all agree on – this is an important issue

On October 6, 2021, Clackamas County Board of County Commissioners held a Town Hall on Child Care attended by 60+.

The Commissioners heard from child care providers, families, nonprofits, and the business sector.

01. 6 in 10 American parents say that there is a serious problem finding quality, affordable childcare in their community

02. 60% of voters agree with the following statement: “Government should take a more active role in ensuring all families have access to reliable, affordable childcare because we will not be able to fully recover from the current coronavirus pandemic unless parents are able to return to work

03. 7 in 10 voters support increased congressional funding for childcare and early childhood education

04. 8 in 10 voters back a proposal to offer options public pre-K to all 3 and 4 year old children in the county

*National Survey of Registered Voters, [American Progress Report](#) Sept. 2020

Child Care Access is Multidimensional

- **Access to early care & education** means that parents, with reasonable effort and affordability, can enroll their child in an arrangement that supports child's development and meets the parents' needs.

- **Reasonable Effort:** supply, parents can access information
- **Affordability:** price of care, cost of operations, public funding
- **Supports Child Development:** quality, specialized services
- **Meets Parents Needs:** match with parent job schedule
- **Equity:** disproportionate access to by certain populations



Child Care for All in Clackamas County





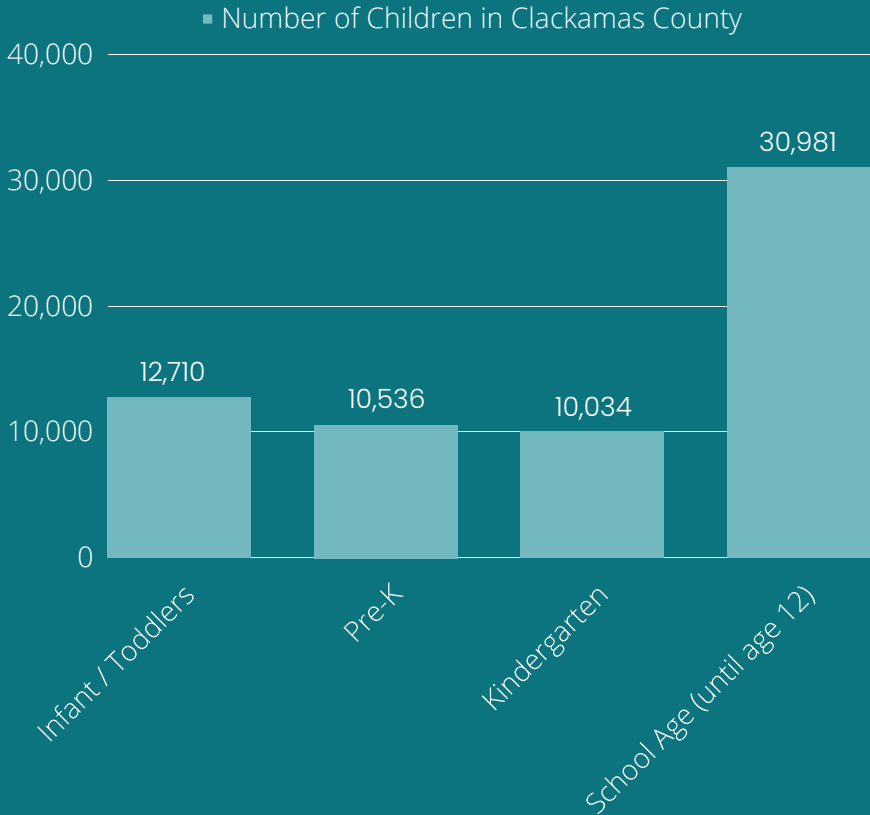
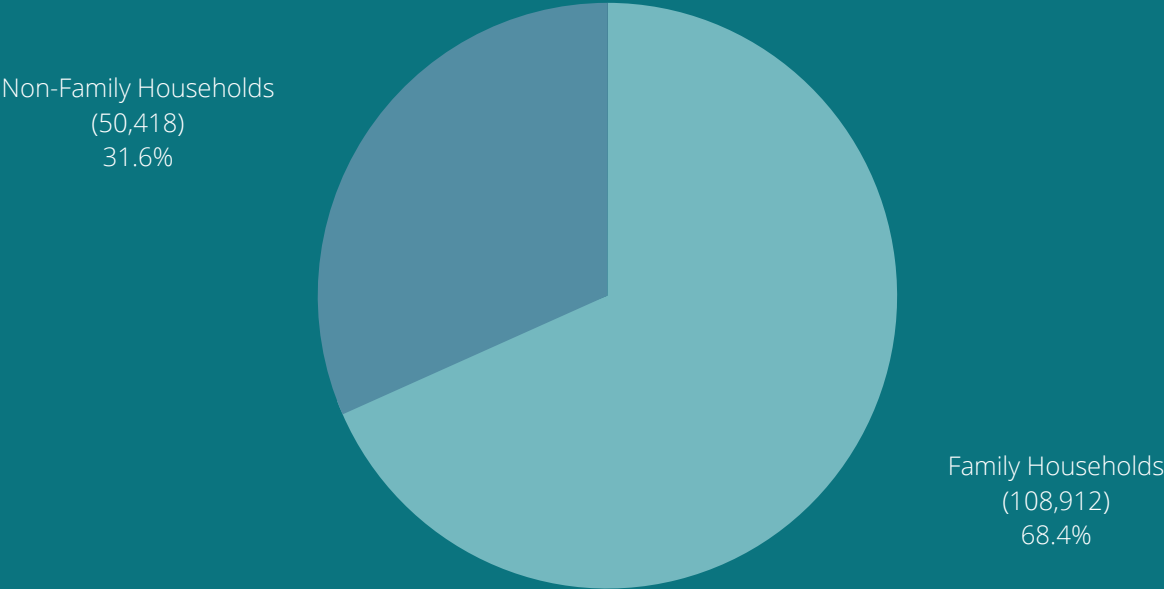
Childcare for All is Our Goal

We can do this by:

1. Elevating the issue
2. Identifying solutions
3. Creating committees based on prioritized solutions
4. Developing an action plan & set of strategies by Summer of 2022
5. Creating the largest network for early learning & childcare advocates
- 6. Collective Impacts!**

422,537 Residents in Clackamas Co

The child care for all market size encompasses care for 64,261 children between ages 6 weeks to 12 years of age; living in 108,912 households.



Residents and household data: US Census Bureau, 2020 (Resident estimate updated 2021)
Demographic data: Estimated from US Census Bureau, 2020

Overview of Process

Round 1

Initial Findings & Early Recommendations

Workgroups will develop initial recommendations for the Steering Committee

Status: In Progress

Round 2

Interim Recommendations

Workgroup will revise recommendations or further validate for final recommendations to the Steering Committee

Status: Upcoming

Round 3

Final Recommendations

Final sets of recommendations will go to the Steering Committee


Status: Upcoming



worksource | OREGON



Clackamas Education SERVICE DISTRICT



A few partners of our partners in Childcare for All...and still growing!



Finance & Strategy

Supply & Demand (current, potential)

Expenditures, Revenue options

Projections

Infrastructure

Geography

Current Facilities & Future Facilities

Zoning/Regulations

Program & Policy

Alignments

Implementation Pathways

Quality

Workforce

Equity

Culture

Wages

CC4A Workgroups

Current Focal Points

Data Overview

	To: Finance & Strategy	To: Infrastructure	To: Program & Policy	To: Workforce
From: Finance Strategy	Supply / Demand Exp / Revenues	Geography Implications	Time of day, age implications	Livable wages, License costs
From: Infrastructure	Expenditures	Facilities Inventory	Availability	Availability
From: Program & Policy	Subsidies & Rates	Location Requirements	Equity & Values	Wage Basis
From: Workforce	Wage bounds	Geographies	Equity, Wage Bounds	Culture

Insights on the Sustainable Wages

Employees working for childcare providers experience hardships when they have children of their own or do not have another adult to provide support.

Current hourly wages for child care provider employees

- Average \$17.54 per hour for employees
- Average \$36,483 annual income for employees

One Adult Household Living Expenditures

- One child: \$72,681
 - \$34.94 wage required
- Two children: \$89,314
 - \$42.94 wage required
- Three children: \$120,382
 - \$57.88 wage required

Two Adult Household Living Expenditures (both working)

- One child: \$79,552
 - \$19.12 wage required
- Two children: \$100,740
 - \$24.22 wage required
- Three children: \$122,289
 - \$29.40 wage required

Return on Investment – It will payoff!




- Each dollar spent on early childhood education programs returns more than \$6 in benefits
- Good for kids. Good for parents. Good for the economy
- "There's clear evidence that kids develop better and stronger essential skills," he said, "and we can basically show that this does act to reduce income inequality." -CBS News

A Future with Child Care for All Looks Bright

- Less likely to need special education services
- More likely to be literate by the sixth grade
- Fosters greater Labor Force Participation
- High school completion
- Reduces duration on Unemployment
- Reduces employee turnover (Patagonia shared stat that it costs the equivalent of 1.5FTE to replace a 1.0 FTE who left)
- Better trained workforce
- Four times as likely to graduate college
- Stronger safety net (or trampoline)
- 50% less likely to commit a crime



Recommendations



- Sign onto the Child Care for All initiative
- Follow on social media
- Guest write a blog entry / article
- Help spread the word
- Believe this is possible and will happen



WHAT QUESTIONS DO YOU HAVE FOR US?

Bridget Dazey | Bridget.Dazey@clackamasworkforce.org

Dani Stamm-Thomas | DStammThomas@clackamas.us

@CLACKAMASWORKFORCE (FACEBOOK)

@_C_W_P (TWITTER)

@CLACKAMASWORKFORCEPARTNERSHIP (INSTAGRAM)

@CLACKAMASCC4A (FACEBOOK)

@CLACKAMASCC4A (TWITTER)

@CLACKAMAS CHILD CARE 4 ALL (LINKEDIN)

86%

Support for making childcare more affordable by providing financial support to help working families pay some or all the cost of quality care

88%

Support for attracting, retaining, and supporting quality early childhood educators and caregivers by paying them better salaries and providing them with opportunities to increase their skills through ongoing training, education, and certification, which would improve the instruction and care that children receive.

85%

Support for making childcare more affordable by providing parents with a tax credit to help pay for childcare.

84%

Support for making preschool more available by providing it to all three- and four-year-olds whose parents want to send them.

87%

Support for increasing the availability of quality childcare for families by providing a tax credit to businesses that help their employees access and afford quality childcare.

74%

Voters nationwide say elected leaders should make childcare and early learning a priority in 2021
